

Convert indoor collection

PRODUCT SHEET



proctoria

Convert indoor collection

by **SIMON MORASI PIPERČIĆ**

Convert is a modular seating system providing various combinations of arranging compositions in space. Its structure is flexible and can be modified over time. By changing positions of the seating modules, fixed backrests or the ones with a mechanism and a platform for storage, a variety of different possibilities applicable to both residential and public spaces. Due to its discreet design, through

the disposition of structural elements, selection of materials and several types of cushions, the system changes its character and function depending on the user's preference.


















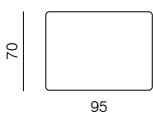


SPECIFICATIONS AND TECHNICAL DRAWING

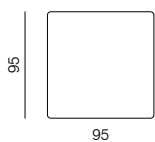
STRUCTURE	plywood
SUSPENSION	elastic webbing
SEAT & BACKREST	HR foam, polyester wadding
BASE	metal + powder coating
UPHOLSTERY	fabric, leather (removable)
SIDEBOARD	solid wood + oil or lacquer
DECORATIVE CUSHIONS	feather

PRODUCT INFORMATION WEBSITE

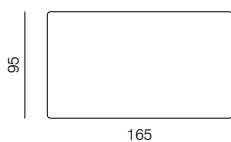
SEAT
dimensions 95 x 70 cm



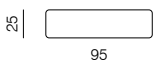
SEAT
dimensions 95 x 95 cm




SEAT
dimensions 165 x 95 cm



ARMREST / BACKREST
dimensions 95 x 25 cm



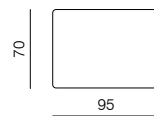
BACKREST WITH MECHANISM
dimensions 95 x 25 cm



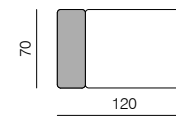
INDOOR LEGS



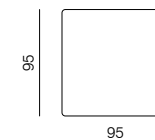
POUF / BENCH
dimensions 95 x 70 x 41 cm



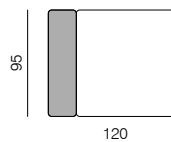
POUF / BENCH
dimensions 120 x 70 x 41 cm



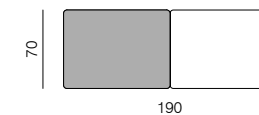
POUF / BENCH
dimensions 95 x 95 x 41 cm



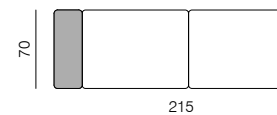
POUF / BENCH
dimensions 120 x 95 x 41 cm



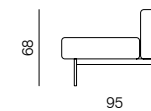
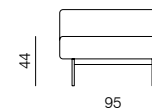
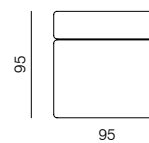
POUF / BENCH
dimensions 190 x 70 x 41 cm



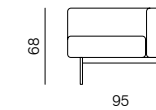
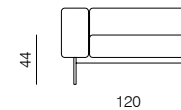
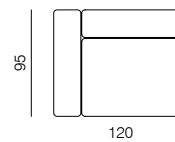
POUF / BENCH
dimensions 215 x 70 x 41 cm



1SEATER
dimensions 95 x 95 x 68 cm

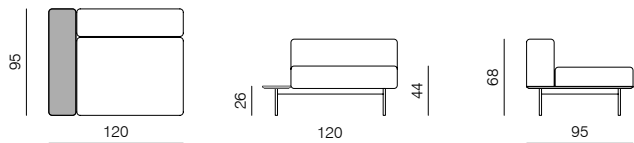


1SEATER
dimensions 120 x 95 x 68 cm

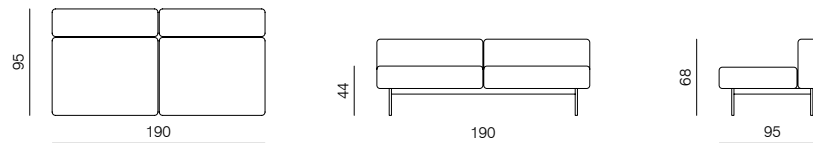


SPECIFICATIONS AND TECHNICAL DRAWING

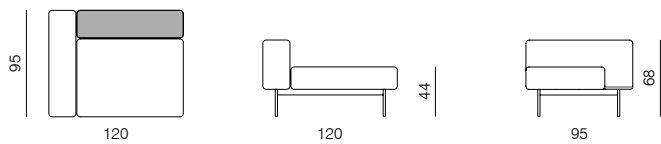
1SEATER
dimensions 120 x 95 x 68 cm



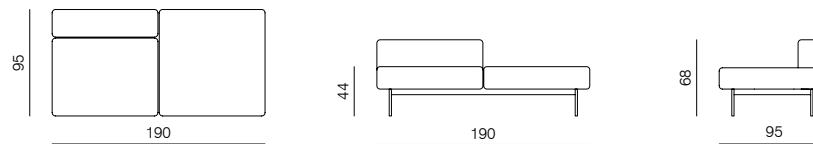
3SEATER
dimensions 190 x 95 x 68 cm



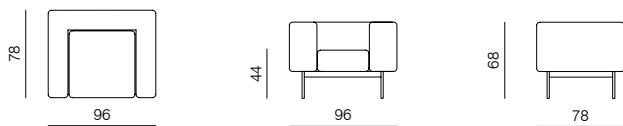
1SEATER
dimensions 120 x 95 x 68 cm



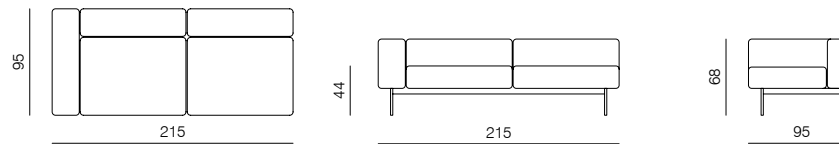
3SEATER
dimensions 190 x 95 x 68 cm



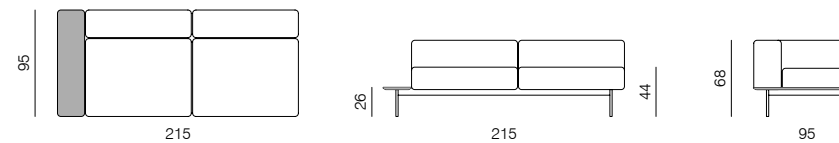
ARMCHAIR
dimensions 96 x 78 x 68 cm



3SEATER
dimensions 215 x 95 x 68 cm

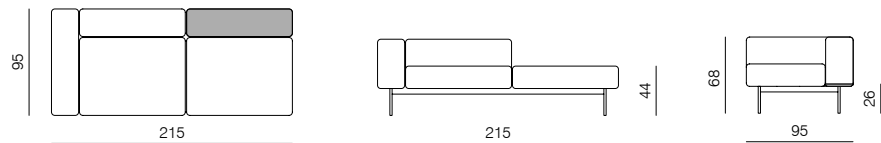


3SEATER
dimensions 215 x 95 x 68 cm

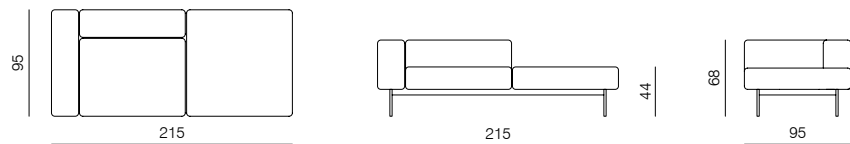


SPECIFICATIONS AND TECHNICAL DRAWING

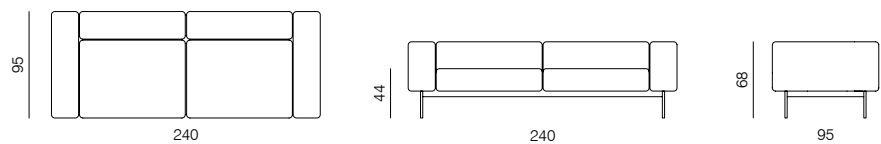
3SEATER
dimensions 215 x 95 x 68 cm



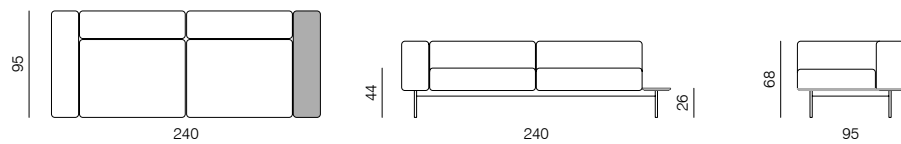
3SEATER
dimensions 215 x 95 x 68 cm



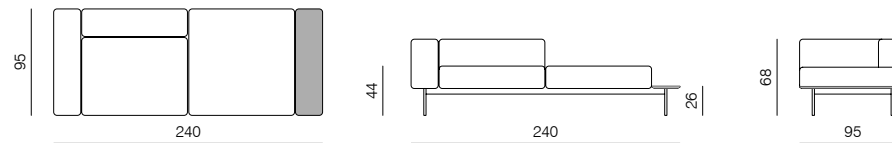
3SEATER
dimensions 240 x 95 x 68 cm



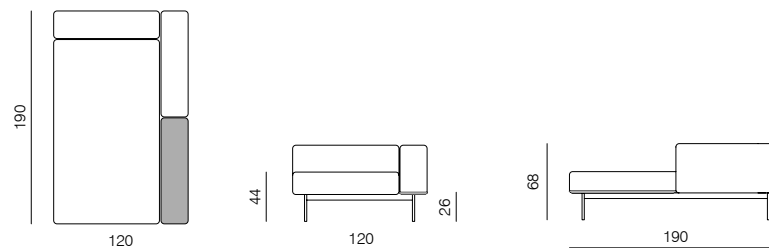
3SEATER
dimensions 240 x 95 x 68 cm



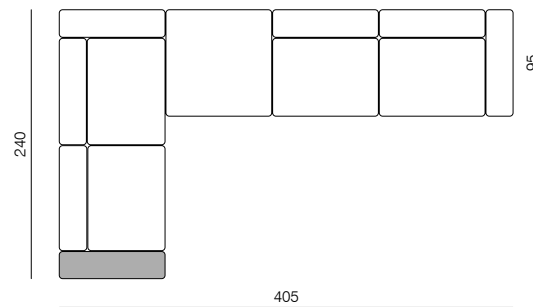
3SEATER
dimensions 240 x 95 x 68 cm



CHAISE LONGUE
dimensions 120 x 190 x 68 cm

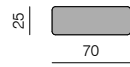


BIG COMPOSITION
dimensions 405 x 240 x 68 cm

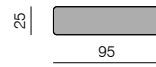


SPECIFICATIONS AND TECHNICAL DRAWING

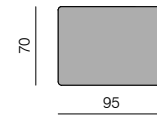
**SIDEBOARD
SOLID WOOD**
w 25 × d 70 × h 2 cm



**SIDEBOARD
SOLID WOOD**
w 25 × d 95 × h 2 cm



**SIDEBOARD
SOLID WOOD**
w 70 × d 95 × h 2 cm



**SIDEBOARD
SOLID WOOD**
w 95 × d 95 × h 2 cm

